

Solid Al - electrolytic capacitors

Solid Al, Radial Pearl Miniature

SAL-RPM 128

FEATURES

- Polarized aluminium electrolytic capacitors, solid electrolyte MnO₂
- Radial leads, max. height 9.5 mm, resin dipped, orange coloured
- Extremely long useful life, 20000 hours/125 °C
- Extended usable temperature range up to 175 °C
- Excellent low temperature, impedance and ESR behaviour
- Charge and discharge proof, application with 0 Ω resistance allowed
- Reverse DC voltage up to 0.3 × U_R allowed
- AC voltage up to 0.8 × U_R allowed
- Advanced technology to achieve high reliability and high stability.

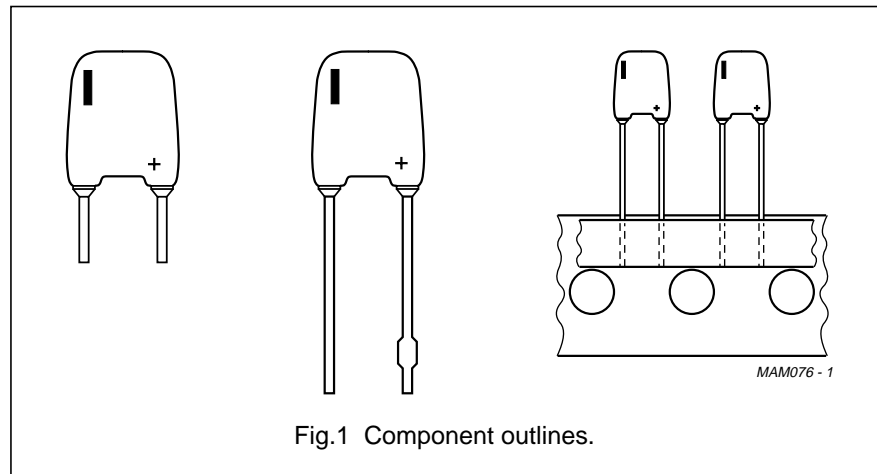
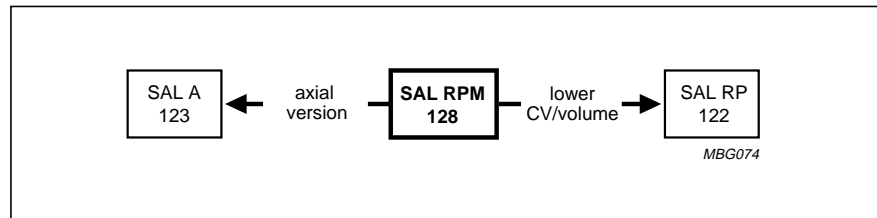


Fig.1 Component outlines.



APPLICATIONS

- EDP, telecommunication, general industrial, automotive and audio-video
- Smoothing, filtering and buffering
- For small power supplies, DC/DC converters.

QUICK REFERENCE DATA

DESCRIPTION	VALUE
Case sizes (H _{max} × W _{max} × T _{max} in mm)	9.5 × 7 × 3 to 9.5 × 8 × 6
Rated capacitance range (E6 series), C _R	0.1 to 68 μF
Tolerance on C _R	±20%
Rated voltage range, U _R	6.3 to 40 V
Category temperature range: U _R = 6.3 to 40 V U _C = 6.3 to 25 V	-55 to +85 °C -55 to +125 °C
Endurance test at 125 °C	10000 hours
Useful life at 125 °C	20000 hours
Useful life at 175 °C	2000 hours
Useful life at 40 °C, I _R applied	>300000 hours
Shelf life at 0 V, 125 °C	500 hours
Based on sectional specification	IEC 384-4/CECC 30300
Detail specification	IEC 384-4-2, CECC 30302
Climatic category IEC 68	55/125/56

Solid Al - electrolytic capacitors
Solid Al, Radial Pearl Miniature

SAL-RPM 128

Selection chart for C_R , U_R , U_C and relevant maximum case sizes (H × W × T in mm)

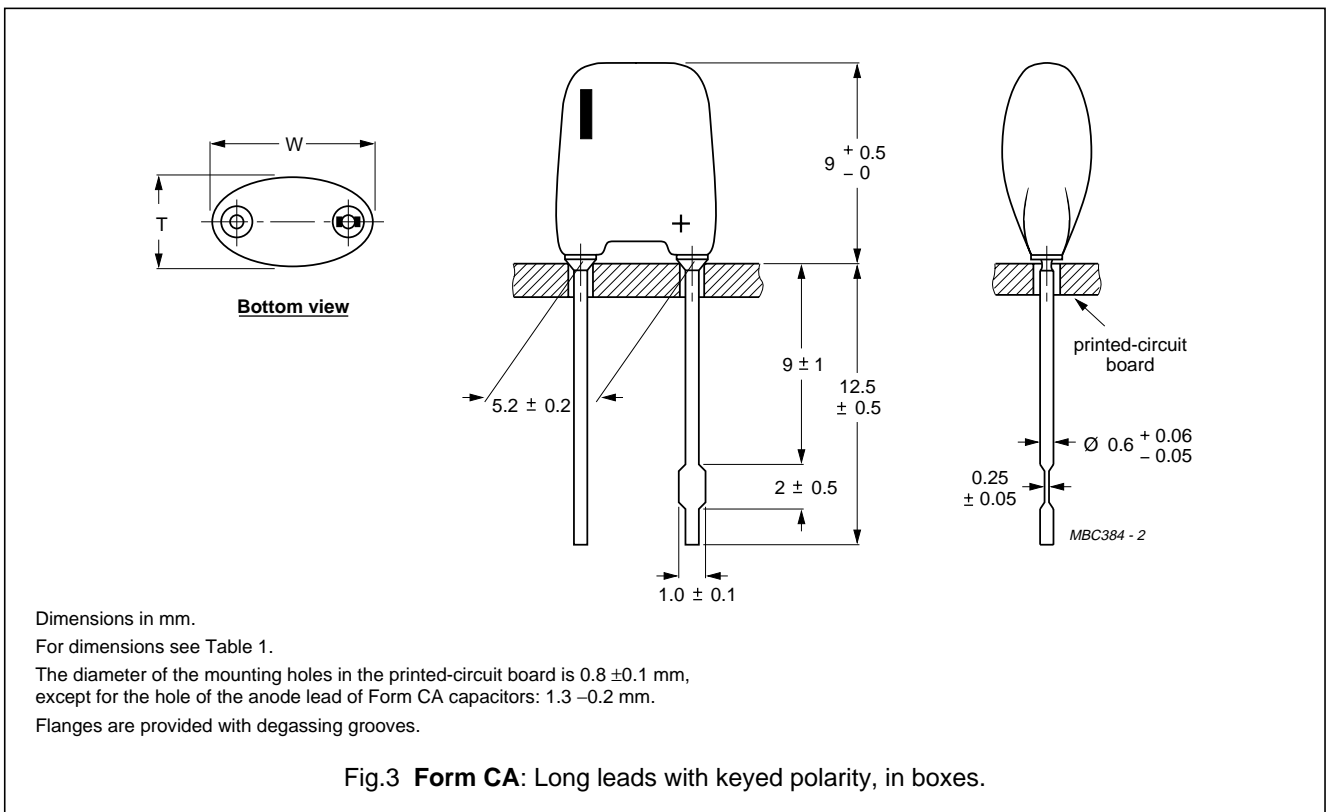
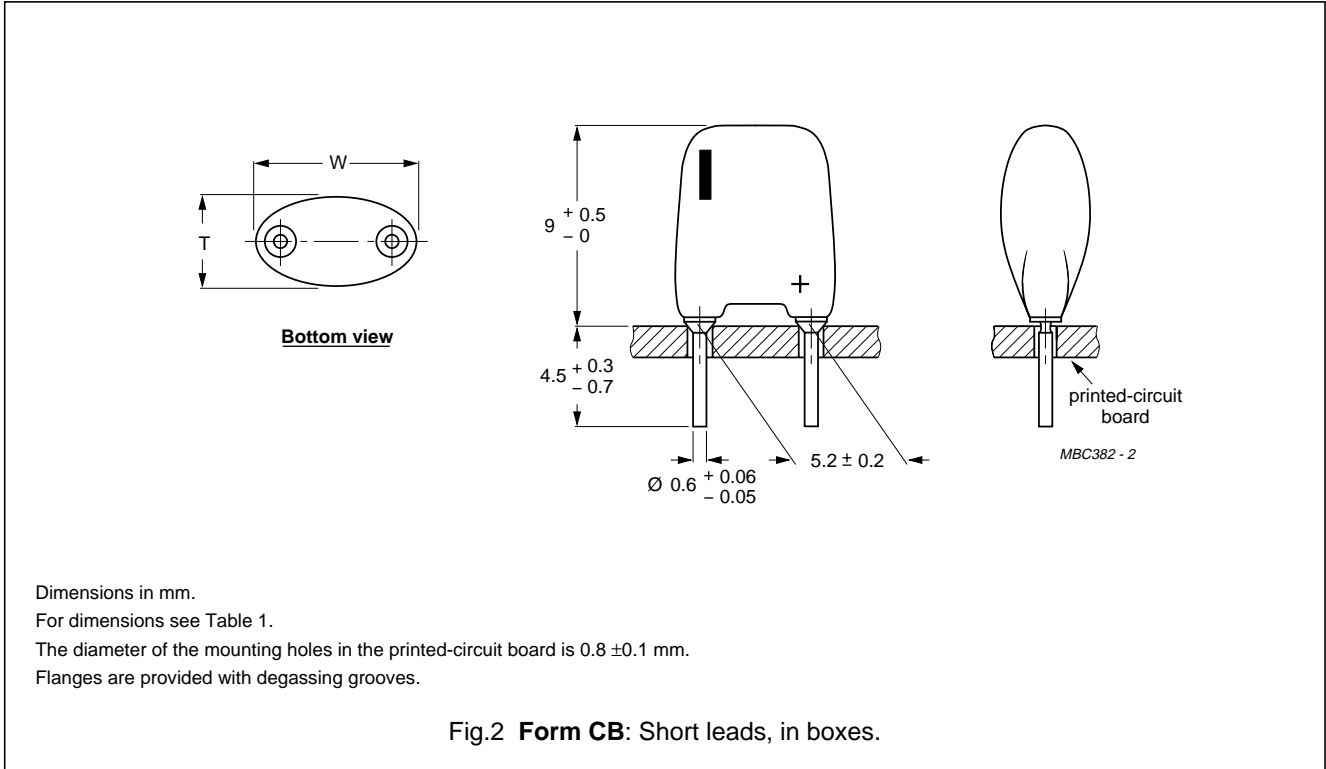
Preferred types in **bold**.

C_R (μF)	U_R (V) at $T_{\text{amb}} = 85\text{ }^\circ\text{C}$					
	6.3	10	16	25	35	40
	U_C (V) at $T_{\text{amb}} = 125\text{ }^\circ\text{C}$					
	6.3	10	16	25	25	25
0.1	–	–	–	–	–	9.5 × 7 × 3
0.15	–	–	–	–	–	9.5 × 7 × 3
0.22	–	–	–	–	–	9.5 × 7 × 3.5
0.33	–	–	–	–	9.5 × 7 × 3.5	9.5 × 7 × 4
0.47	–	–	–	–	9.5 × 7 × 4	9.5 × 7 × 5
0.68	–	–	–	9.5 × 7 × 3.5	9.5 × 7 × 4	9.5 × 7 × 5
1	–	–	–	9.5 × 7 × 3.5	9.5 × 7 × 5	9.5 × 8 × 5
1.5	–	–	–	9.5 × 7 × 3.5	9.5 × 8 × 5	9.5 × 8 × 6
2.2	–	–	9.5 × 7 × 3.5	9.5 × 7 × 4	9.5 × 8 × 6	9.5 × 8 × 6
3.3	–	–	9.5 × 7 × 3.5	9.5 × 7 × 5	9.5 × 8 × 6	–
4.7	–	9.5 × 7 × 3.5	9.5 × 7 × 4	9.5 × 8 × 5	–	–
6.8	–	9.5 × 7 × 3.5	9.5 × 7 × 4	9.5 × 8 × 6	–	–
10	9.5 × 7 × 3.5	9.5 × 7 × 4	9.5 × 7 × 5	9.5 × 8 × 6	–	–
15	–	9.5 × 7 × 4	9.5 × 8 × 5	–	–	–
22	9.5 × 7 × 4	9.5 × 7 × 5	9.5 × 8 × 6	–	–	–
33	9.5 × 7 × 5	9.5 × 8 × 5	–	–	–	–
47	9.5 × 8 × 5	9.5 × 8 × 6	–	–	–	–
68	9.5 × 8 × 6	–	–	–	–	–

Solid Al - electrolytic capacitors
Solid Al, Radial Pearl Miniature

SAL-RPM 128

MECHANICAL DATA, AVAILABLE FORMS AND PACKAGING QUANTITIES



Solid Al - electrolytic capacitors
Solid Al, Radial Pearl Miniature

SAL-RPM 128

Table 1 Physical dimensions, mass and packaging quantities; see Figs 2 and 3

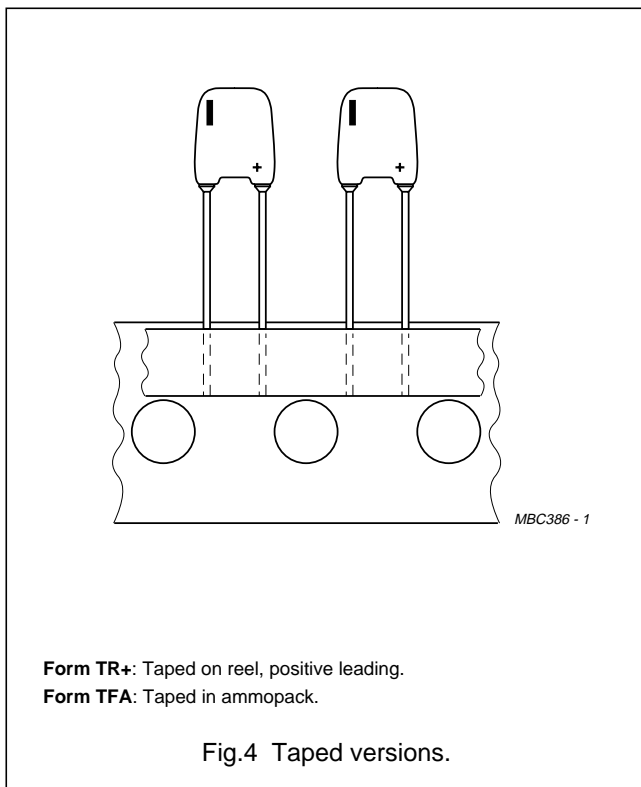
MAXIMUM CASE SIZE H × W × T (mm)	CASE CODE	MASS (g)	PACKAGING QUANTITIES			
			FORM CA (note 1)	FORM CB (note 1)	FORM TR+	FORM TFA
9.5 × 7 × 3	10	≈0.22	1 000	1 000	2 000	2 000
9.5 × 7 × 3.5	20	≈0.25	1 000	1 000	2 000	2 000
9.5 × 7 × 4	30	≈0.30	1 000	1 000	2 000	2 000
9.5 × 7 × 5	40	≈0.35	1 000	1 000	1 000	1 000
9.5 × 8 × 5	50	≈0.50	1 000	1 000	1 000	1 000
9.5 × 8 × 6	60	≈0.60	1 000	1 000	1 000	1 000

Note

1. In plastic bags of 200 units each.

TAPED PRODUCTS

Tape dimensions are specified in this handbook, section "Packaging".



MARKING

The capacitors are marked (where possible) with the following information:

- Rated capacitance (in μF)
- Tolerance code on rated capacitance (M for ±20%)
- Rated voltage (in V) and category voltage if applicable
- Date code in accordance with "IEC 62"
- Name of manufacturer
- '+' sign to indicate the anode terminal
- '-' sign to indicate the cathode terminal.

MOUNTING

When bending, cutting or straightening the leads, ensure that the capacitor body is relieved of stress.

Bending after soldering must be avoided.

**Solid Al - electrolytic capacitors
Solid Al, Radial Pearl Miniature**
SAL-RPM 128
Ordering example

Electrolytic capacitors 128 series

 10 $\mu\text{F}/16\text{ V}$; $\pm 20\%$

 Maximum case size: $9.5 \times 7 \times 5$, Form CB

Catalogue number: 2222 128 55109.

ELECTRICAL DATA AND ORDERING INFORMATION

 Unless otherwise specified, all electrical values in Table 2 apply
 at $T_{\text{amb}} = 20$ to $25\text{ }^\circ\text{C}$, $P = 86$ to 106 kPa , $\text{RH} = 45$ to 75% .

C_R	rated capacitance at 100 Hz, tolerance $\pm 20\%$
I_R	max. RMS ripple current no necessary DC applied
I_{L5}	max. leakage current after 5 minutes at U_R
$\text{Tan } \delta$	max. dissipation factor at 100 Hz
ESR	max. equivalent series resistance at 100 Hz
Z	max. impedance at 100 kHz

Table 2 Electrical data and ordering information 128 series; preferred types in **bold**

U_C (V)	U_R (V)	C_R 100 Hz (μF)	MAXIMUM CASE SIZE $H \times W \times T$ (mm)	CASE CODE	I_R 100 Hz 125 $^\circ\text{C}$ (mA)	I_R 10 kHz 85 $^\circ\text{C}$ (mA)	I_R 100 kHz 40 $^\circ\text{C}$ (mA)	I_{L5} 5 min (μA)	$\text{Tan } \delta$ 100 Hz	ESR 100 Hz (Ω)	Z 100 kHz (Ω)	CATALOGUE NUMBER 2222 128.....			
												FORM CB	FORM CA	FORM TR+ REEL	FORM TFA AMMO
6.3	6.3	10	$9.5 \times 7 \times 3.5$	20	22.4	320	595	2	0.10	20	2.0	53109	73109	23109	33109
		22	$9.5 \times 7 \times 4$	30	32.9	470	870	4	0.10	9	1.0	53229	73229	23229	33229
		33	$9.5 \times 7 \times 5$	40	65.4	595	1100	5	0.10	6.1	0.70	53339	73339	23339	33339
		47	$9.5 \times 8 \times 5$	50	118.4	740	1360	7	0.10	4.3	0.50	53479	73479	23479	33479
		68	$9.5 \times 8 \times 6$	60	153.0	800	1650	11	0.10	3.0	0.40	53689	73689	23689	33689
10	10	4.7	$9.5 \times 7 \times 3.5$	20	16.1	230	425	2	0.10	43	3.00	54478	74478	24478	34478
		6.8	$9.5 \times 7 \times 3.5$	20	18.9	270	500	2	0.10	30	2.20	54688	74688	24688	34688
		10	$9.5 \times 7 \times 4$	30	21.7	310	573	3	0.10	20	1.70	54109	74109	24109	34109
		15	$9.5 \times 7 \times 4$	30	27.3	390	720	4	0.10	14	1.20	54159	74159	24159	34159
		22	$9.5 \times 7 \times 5$	40	51.7	470	870	6	0.10	9	0.90	54229	74229	24229	34229
		33	$9.5 \times 8 \times 5$	50	81.6	510	940	8	0.10	6.1	0.60	54339	74339	24339	34339
16	16	47	$9.5 \times 8 \times 6$	60	105.4	620	1140	12	0.10	4.3	0.40	54479	74479	24479	34479
		2.2	$9.5 \times 7 \times 3.5$	20	14.0	200	370	2	0.10	91	4.50	55228	75228	25228	35228
		3.3	$9.5 \times 7 \times 3.5$	20	16.1	230	425	2	0.10	61	3.30	55338	75338	25338	35338
		4.7	$9.5 \times 7 \times 4$	30	18.9	270	500	2	0.10	43	2.30	55478	75478	25478	35478
		6.8	$9.5 \times 7 \times 4$	30	22.4	320	590	3	0.10	30	1.65	55688	75688	25688	35688
		10	$9.5 \times 7 \times 5$	40	42.9	390	720	4	0.10	20	1.10	55109	75109	25109	35109
		15	$9.5 \times 8 \times 5$	50	71.2	445	820	6	0.10	14	0.85	55159	75159	25159	35159
22	$9.5 \times 8 \times 6$	60	86.7	510	940	9	0.10	9	0.65	55229	75229	25229	35229		

Solid Al - electrolytic capacitors
Solid Al, Radial Pearl Miniature

SAL-RPM 128

U _C (V)	U _R (V)	C _R 100 Hz (μF)	MAXIMUM CASE SIZE H × W × T (mm)	CASE CODE	I _R 100 Hz 125 °C (mA)	I _R 10 kHz 85 °C (mA)	I _R 100 kHz 40 °C (mA)	I _{L5} 5 min (μA)	Tan δ 100 Hz	ESR 100 Hz (Ω)	Z 100 kHz (Ω)	CATALOGUE NUMBER 2222 128.....			
												FORM CB	FORM CA	FORM TR+ REEL	FORM TFA AMMO
25	25	0.68	9.5 × 7 × 3.5	20	7.7	110	200	2	0.10	295	17.00	56687	76687	26687	36687
		1	9.5 × 7 × 3.5	20	9.1	130	240	2	0.10	200	12.50	56108	76108	26108	36108
		1.5	9.5 × 7 × 3.5	20	10.8	155	285	2	0.10	135	9.50	56158	76158	26158	36158
		2.2	9.5 × 7 × 4	30	13.6	195	360	2	0.10	91	7.00	56228	76228	26228	36228
		3.3	9.5 × 7 × 5	40	16.1	230	425	2	0.10	61	5.20	56338	76338	26338	36338
		4.7	9.5 × 8 × 5	50	25.3	270	500	3	0.10	43	3.50	56478	76478	26478	36478
		6.8	9.5 × 8 × 6	60	52.7	310	570	4	0.10	30	2.70	56688	76688	26688	36688
		10	9.5 × 8 × 6	60	64.8	360	660	6	0.10	20	2.00	56109	76109	26109	36109
25	35	0.33	9.5 × 7 × 3.5	20	5.6	80	145	2	0.10	610	27.00	50337	70337	20337	30337
		0.47	9.5 × 7 × 4	30	6.3	90	165	2	0.10	430	20.00	50477	70477	20477	30477
		0.68	9.5 × 7 × 4	30	7.7	110	205	2	0.10	295	15.00	50687	70687	20687	30687
		1	9.5 × 7 × 5	40	13.7	125	230	2	0.10	200	10.00	50108	70108	20108	30108
		1.5	9.5 × 8 × 5	50	24.8	155	285	2	0.10	135	7.00	50158	70158	20158	30158
		2.2	9.5 × 8 × 6	60	33.1	195	360	2	0.10	91	4.50	50228	70228	20228	30228
		3.3	9.5 × 8 × 6	60	39.9	235	435	3	0.10	61	3.50	50338	70338	20338	30338
25	40	0.1	9.5 × 7 × 3	10	2.0	40	75	2	0.10	1990	45.00	57107	77107	27107	37107
		0.15	9.5 × 7 × 3	10	2.5	50	95	2	0.10	1330	35.00	57157	77157	27157	37157
		0.22	9.5 × 7 × 3.5	20	4.2	60	115	2	0.10	910	27.00	57227	77227	27227	37227
		0.33	9.5 × 7 × 4	30	5.3	75	140	2	0.10	610	20.00	57337	77337	27337	37337
		0.47	9.5 × 7 × 5	40	10.4	95	175	2	0.10	430	15.00	57477	77477	27477	37477
		0.68	9.5 × 7 × 5	40	12.1	110	205	2	0.10	295	10.00	57687	77687	27687	37687
		1	9.5 × 8 × 5	50	20.0	125	230	2	0.10	200	7.00	57108	77108	27108	37108
		1.5	9.5 × 8 × 6	60	25.5	150	280	2	0.10	135	5.50	57158	77158	27158	37158
		2.2	9.5 × 8 × 6	60	33.1	195	360	2	0.10	91	4.20	57228	77228	27228	37228

Solid Al - electrolytic capacitors
Solid Al, Radial Pearl Miniature

SAL-RPM 128

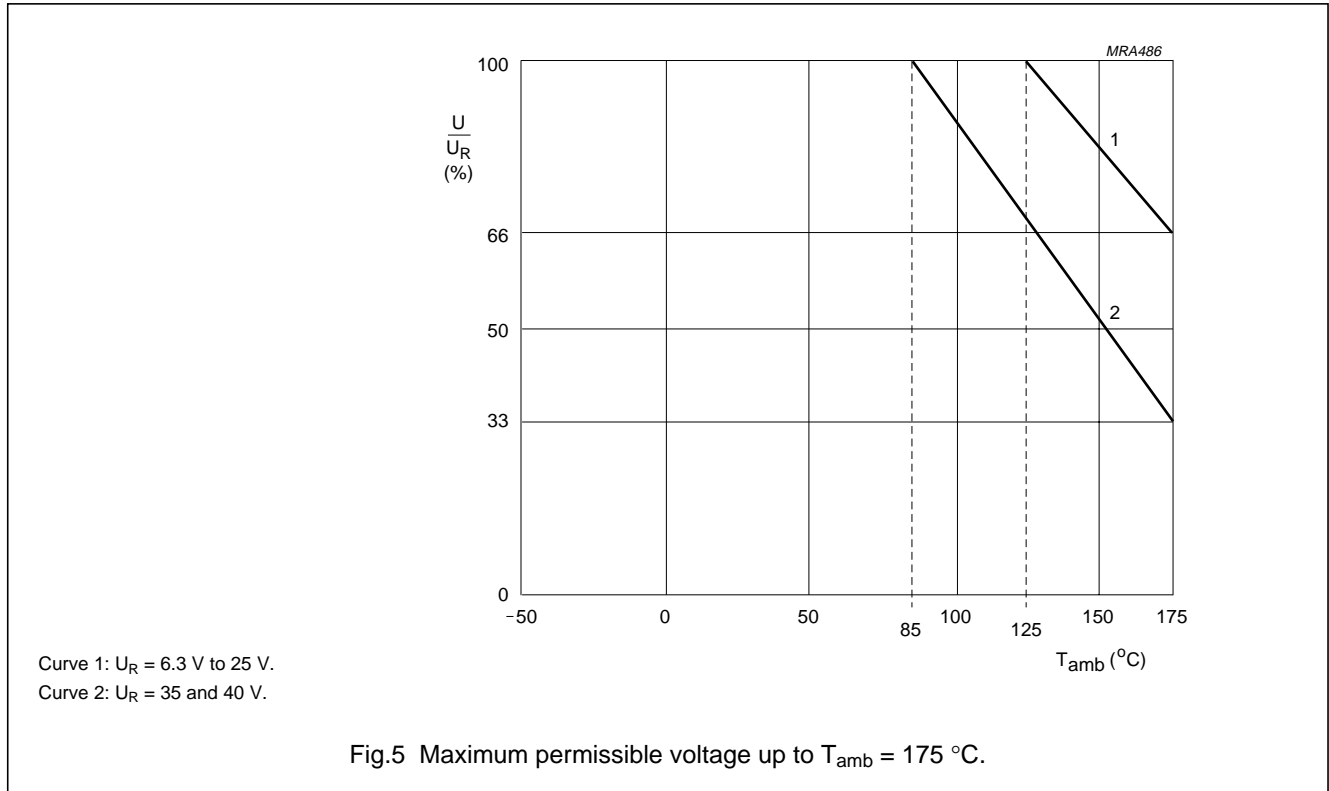
Additional electrical data

PARAMETER	CONDITIONS	VALUE
Voltage		
Surge voltage for short periods		$U_s \leq 1.15 \times U_R$
Reverse voltage		$U_{rev} < 0.3 \times U_R$
Maximum peak AC voltage	reverse voltage applied	$\leq 2 V$
Maximum peak AC voltage without reverse voltage applied	$T_{amb} \leq 85 \text{ }^\circ\text{C}$ at $f \leq 0.1 \text{ Hz}$ at $0.1 \text{ Hz} < f \leq 1 \text{ Hz}$ at $1 \text{ Hz} < f \leq 10 \text{ Hz}$ at $10 \text{ Hz} < f \leq 50 \text{ Hz}$ at $f > 50 \text{ Hz}$ $85 \text{ }^\circ\text{C} < T_{amb} \leq 125 \text{ }^\circ\text{C}$ at $f \leq 0.1 \text{ Hz}$ at $0.1 \text{ Hz} < f \leq 1 \text{ Hz}$ at $1 \text{ Hz} < f \leq 10 \text{ Hz}$ at $10 \text{ Hz} < f \leq 50 \text{ Hz}$ at $f > 50 \text{ Hz}$	$0.30 \times U_R$ $0.45 \times U_R$ $0.60 \times U_R$ $0.65 \times U_R$ $0.80 \times U_R$ $0.15 \times U_R$ $0.22 \times U_R$ $0.30 \times U_R$ $0.32 \times U_R$ $0.40 \times U_R$
Inductance		
Equivalent series inductance (ESL)	case sizes $9.5 \times 7 \times 3$ to $9.5 \times 7 \times 5 \text{ mm}$	typ. 9 to 14 nH
	case sizes $9.5 \times 8 \times 5$ and $9.5 \times 8 \times 6 \text{ mm}$	typ. 11 to 16 nH
	all case sizes	max. 20 nH
Dissipation		
Maximum power dissipation	case sizes $9.5 \times 7 \times 3$ to $9.5 \times 7 \times 5 \text{ mm}$	$P_{125} = 88 \text{ mW}$
	case sizes $9.5 \times 8 \times 5$ and $9.5 \times 8 \times 6 \text{ mm}$	$P_{125} = 104 \text{ mW}$
Current		
Maximum leakage current	after 5 minutes at U_R and $T_{amb} = 25 \text{ }^\circ\text{C}$	$I_{L5} \leq 0.025 C_R \times U_R$ or $2 \text{ } \mu\text{A}$ whichever is greater; see Table 2
Typical leakage current	15 s at U_R and $T_{amb} = 25 \text{ }^\circ\text{C}$ $U_R = 6.3$ to 16 V $U_R = 25$ to 40 V	$\approx 0.2 \times$ value stated in Table 2 $\approx 0.1 \times$ value stated in Table 2

Solid Al - electrolytic capacitors
Solid Al, Radial Pearl Miniature

SAL-RPM 128

Voltage



Ripple current (I_R)

Applying the maximum RMS ripple current given in Table 2 will cause a device temperature of 138 °C.

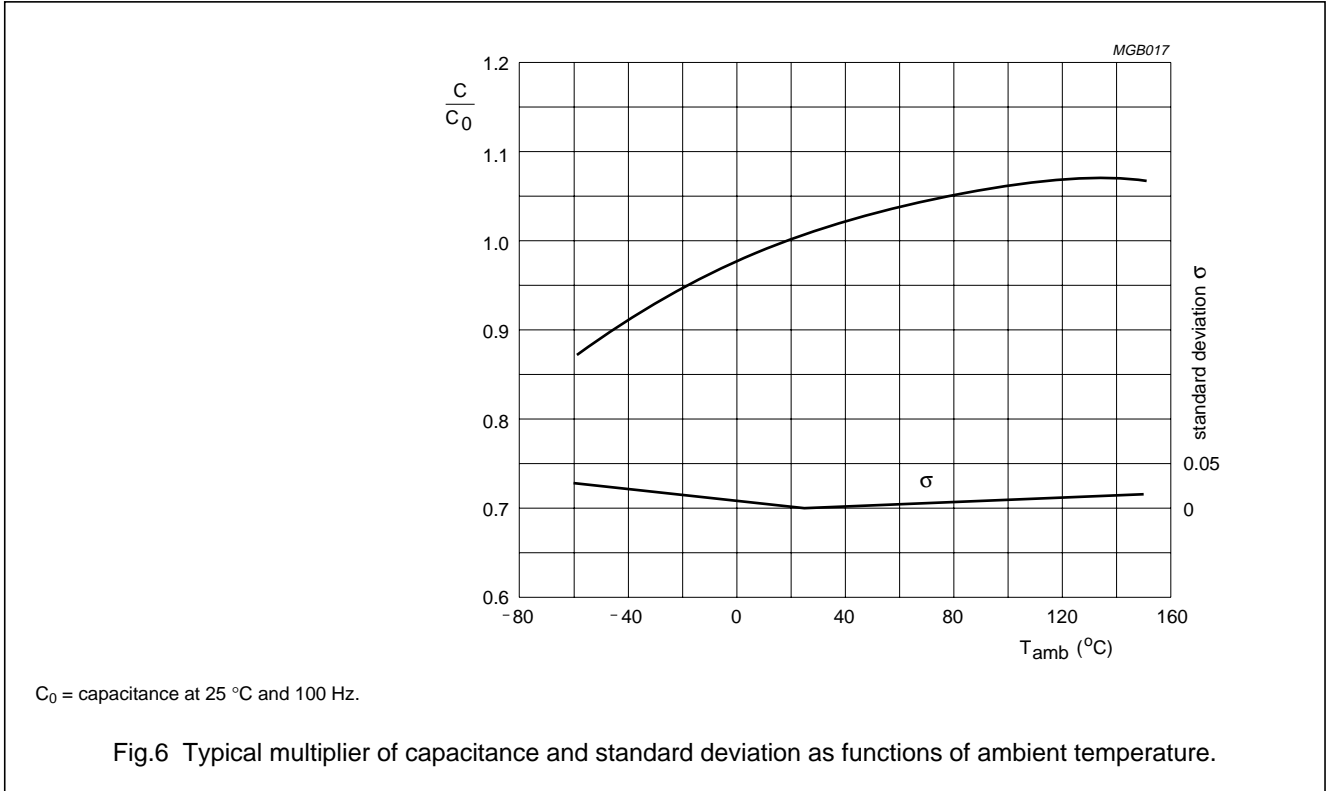
The 100 kHz values in Table 2 for other temperatures are to be calculated with the following I_R multipliers:

PARAMETER	T_{amb}					
	25 °C	40 °C	65 °C	85 °C	105 °C	125 °C
I_R multiplier	1.1	1.0	0.88	0.75	0.59	0.37

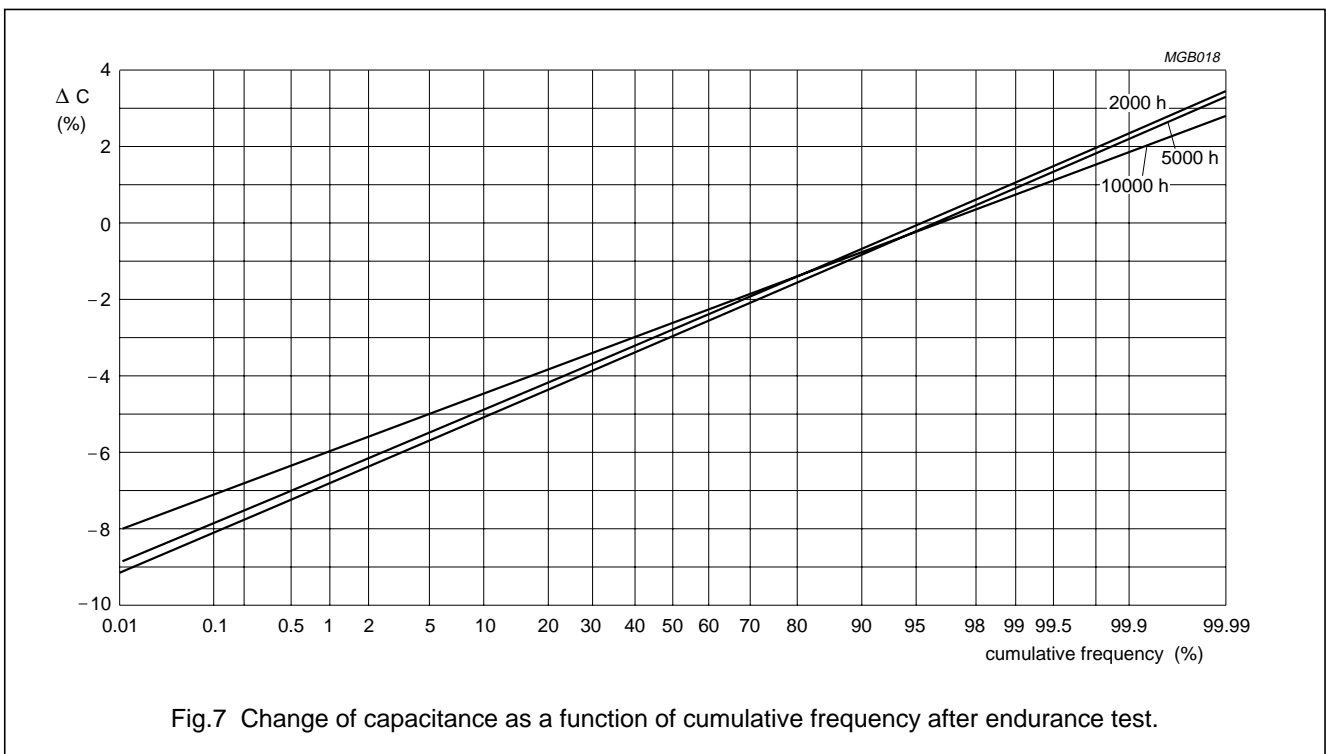
Solid Al - electrolytic capacitors
Solid Al, Radial Pearl Miniature

SAL-RPM 128

Capacitance (C)



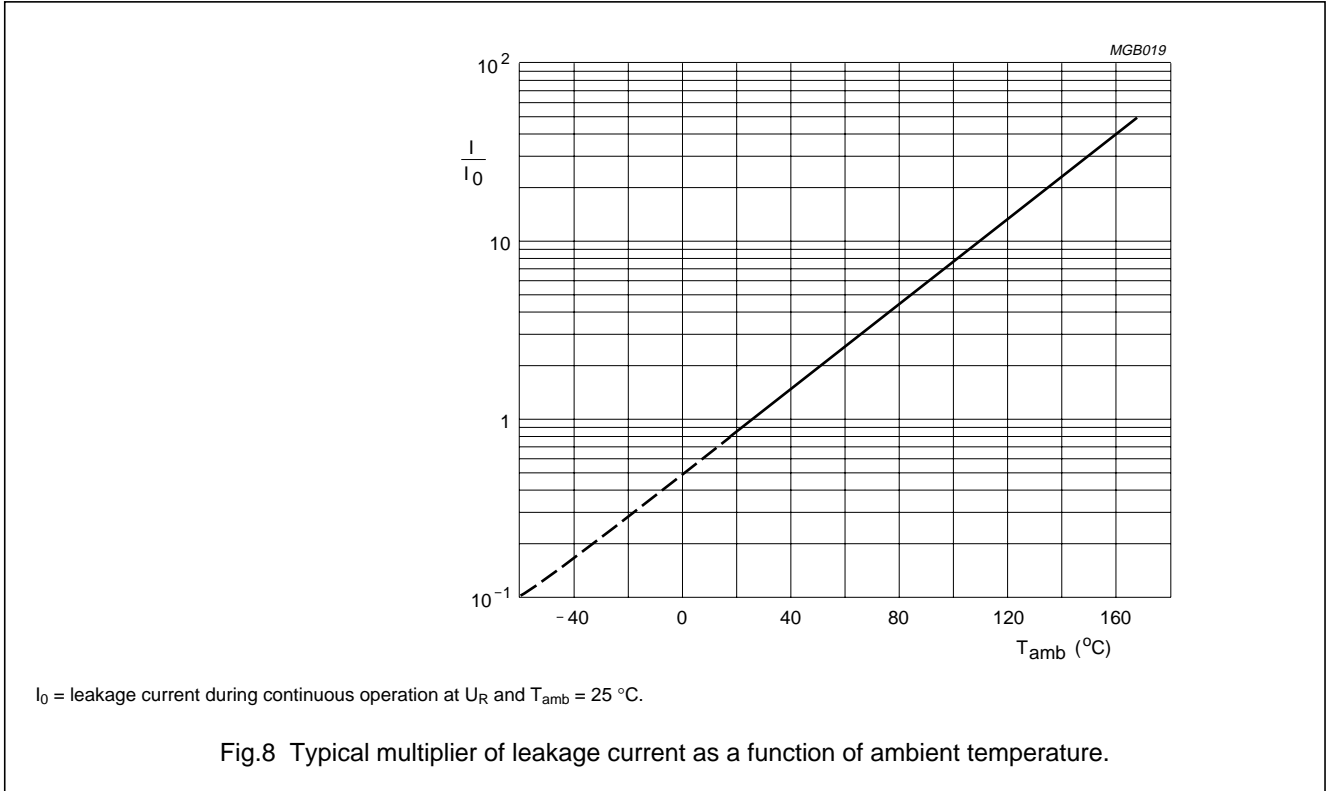
Typical capacitance change after endurance test at $T_{amb} = 125$ °C



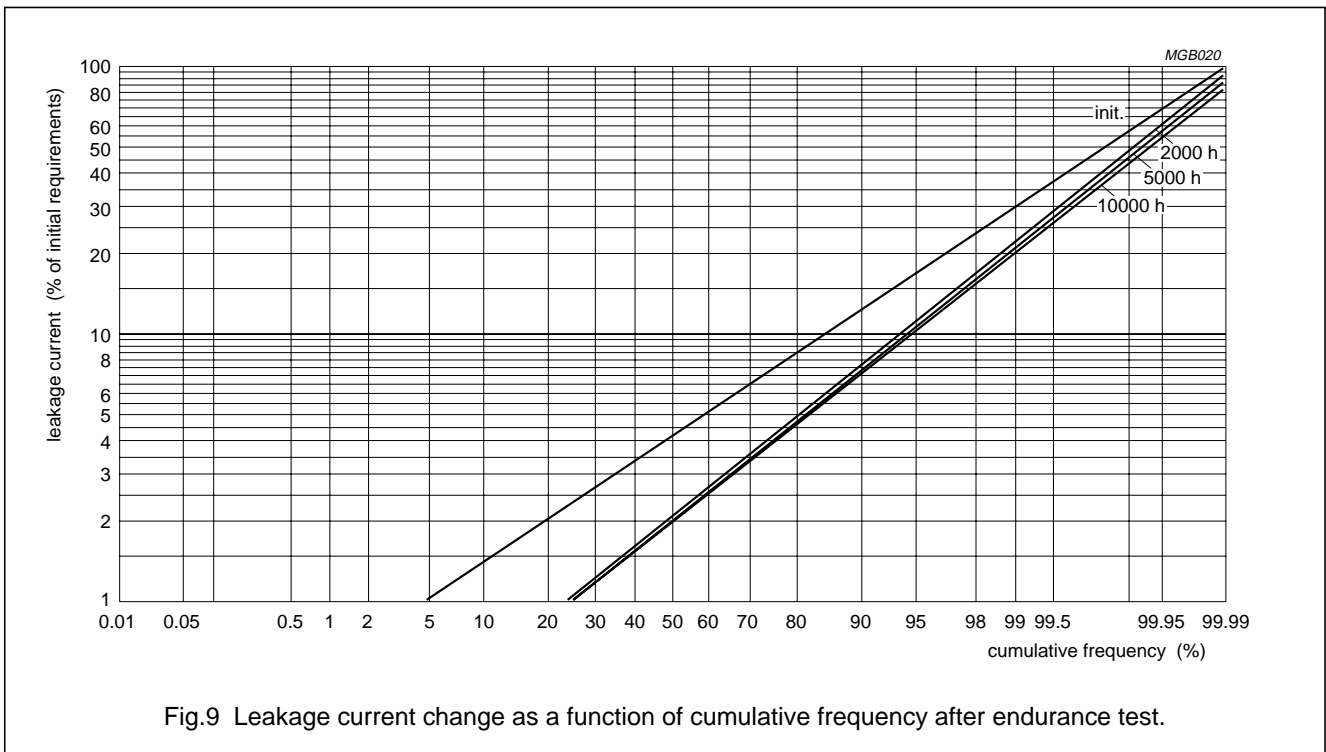
Solid Al - electrolytic capacitors
Solid Al, Radial Pearl Miniature

SAL-RPM 128

Leakage current



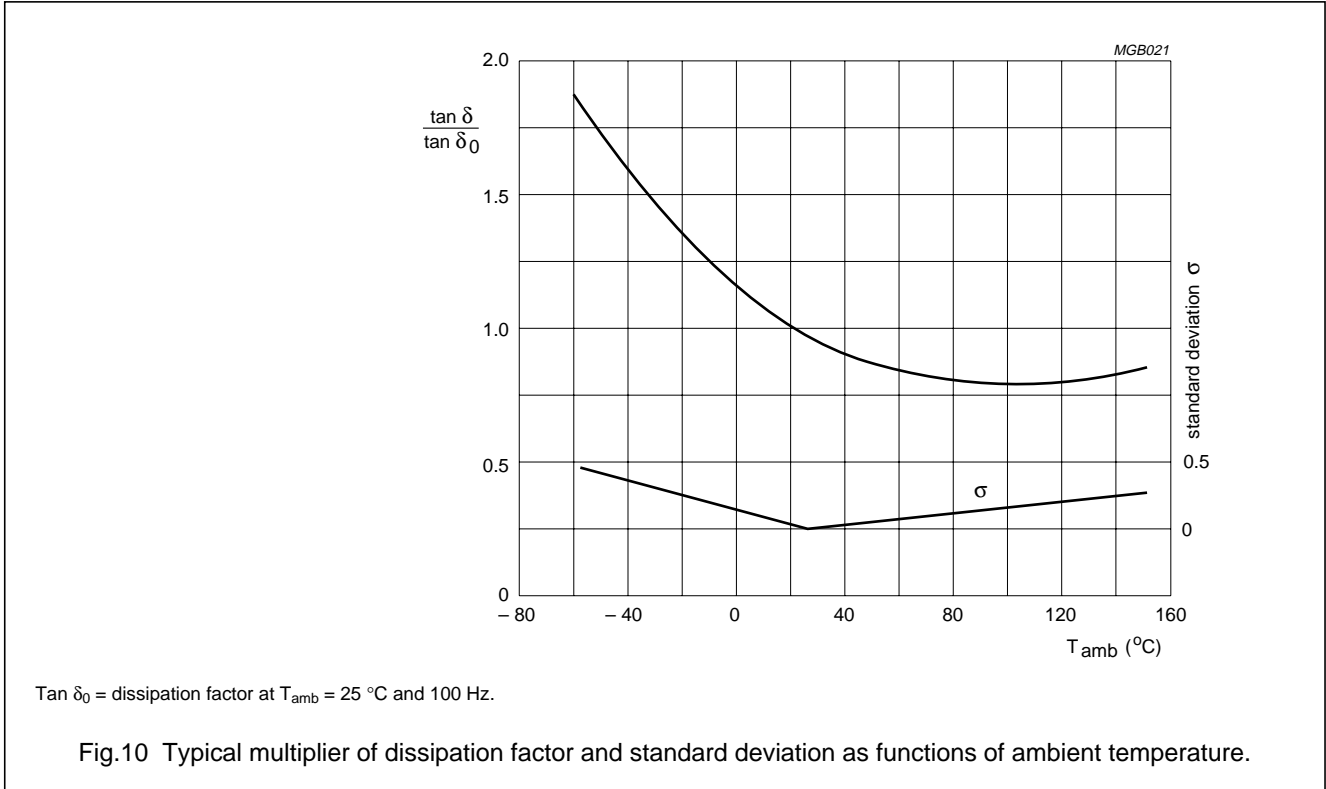
Typical leakage current change after endurance test at $T_{amb} = 125^{\circ}C$



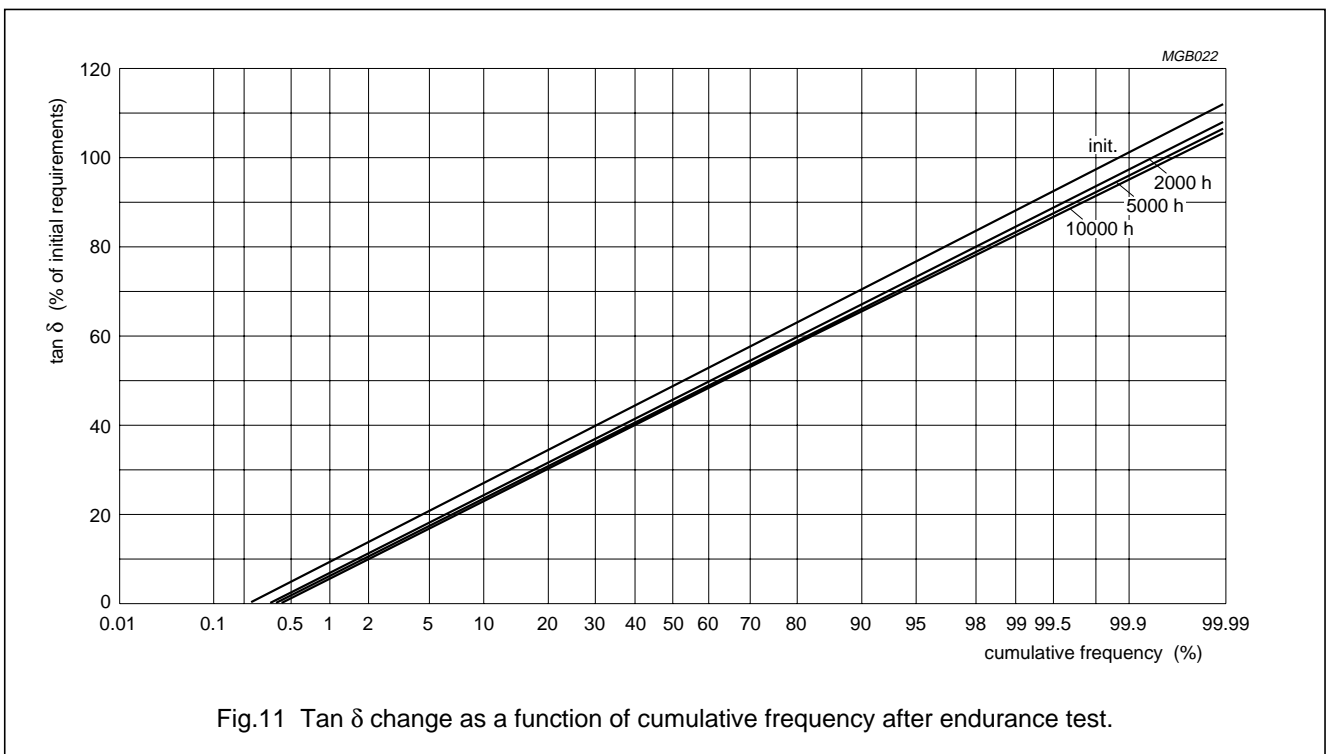
Solid Al - electrolytic capacitors
Solid Al, Radial Pearl Miniature

SAL-RPM 128

Dissipation factor ($\tan \delta$)



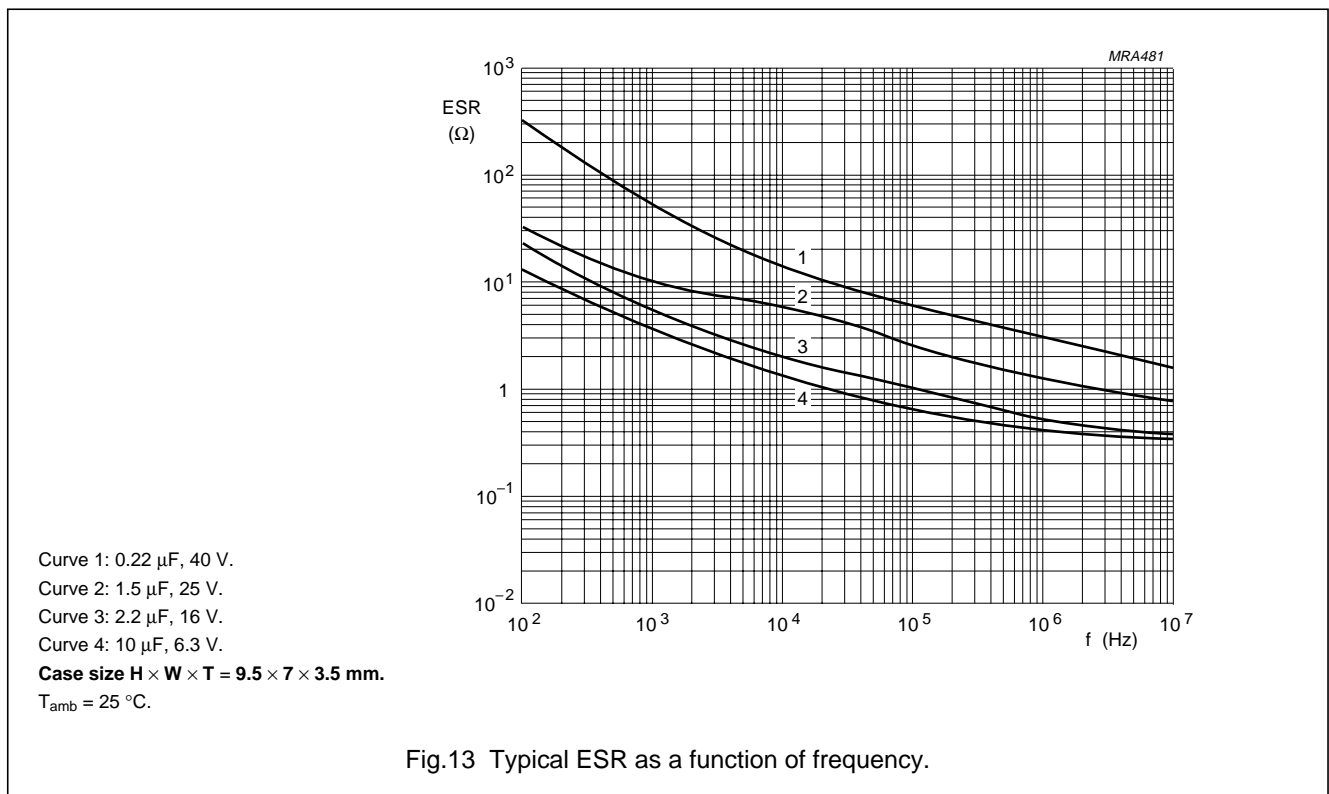
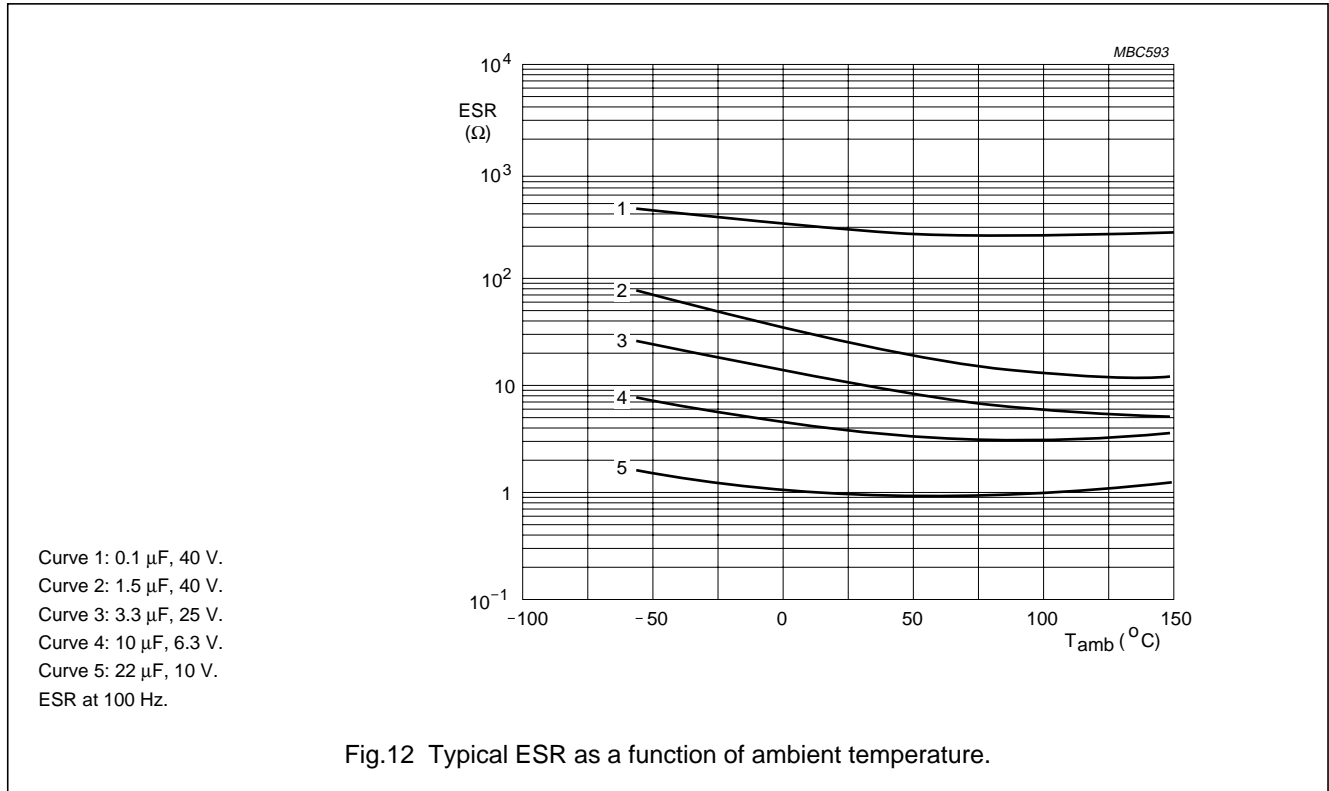
Typical $\tan \delta$ change after endurance test at $T_{amb} = 125^{\circ}C$



Solid Al - electrolytic capacitors
Solid Al, Radial Pearl Miniature

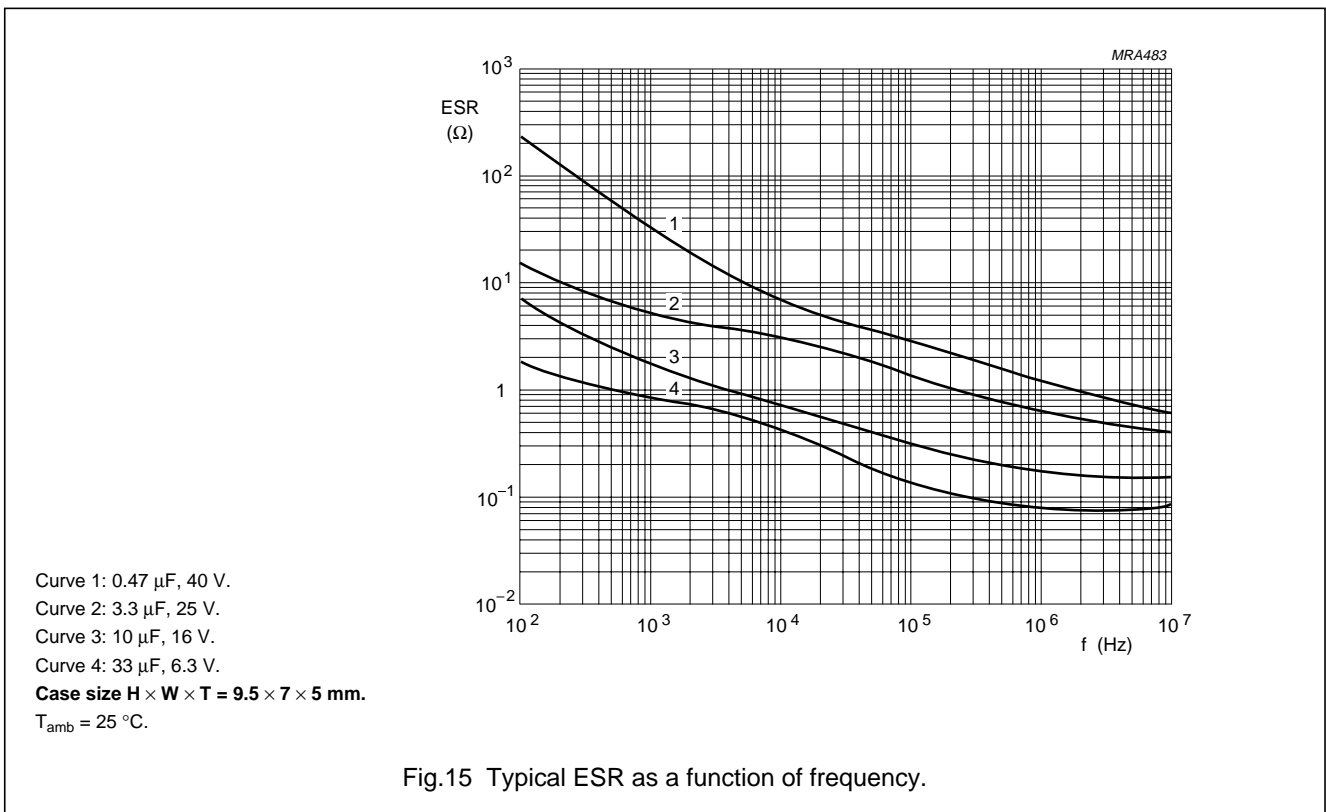
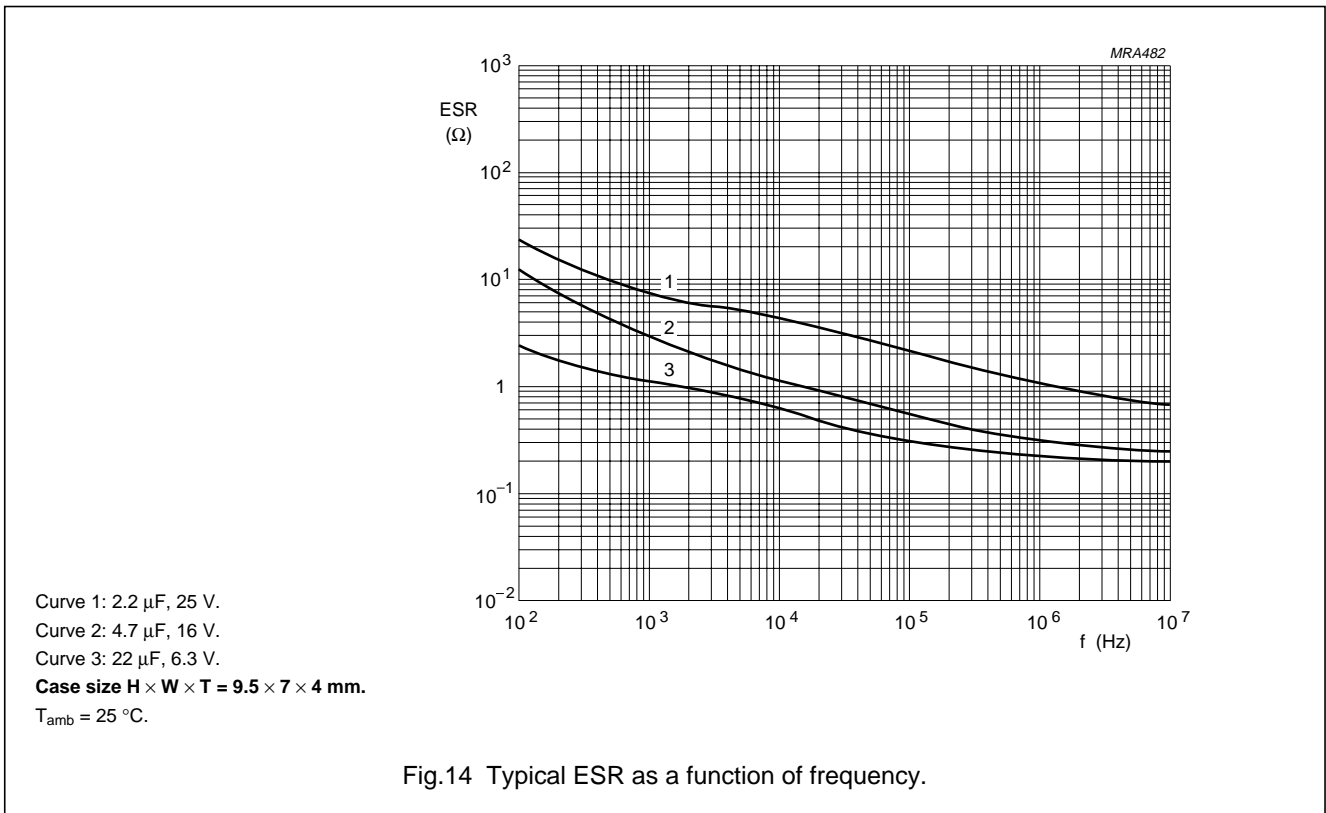
SAL-RPM 128

Equivalent series resistance (ESR)



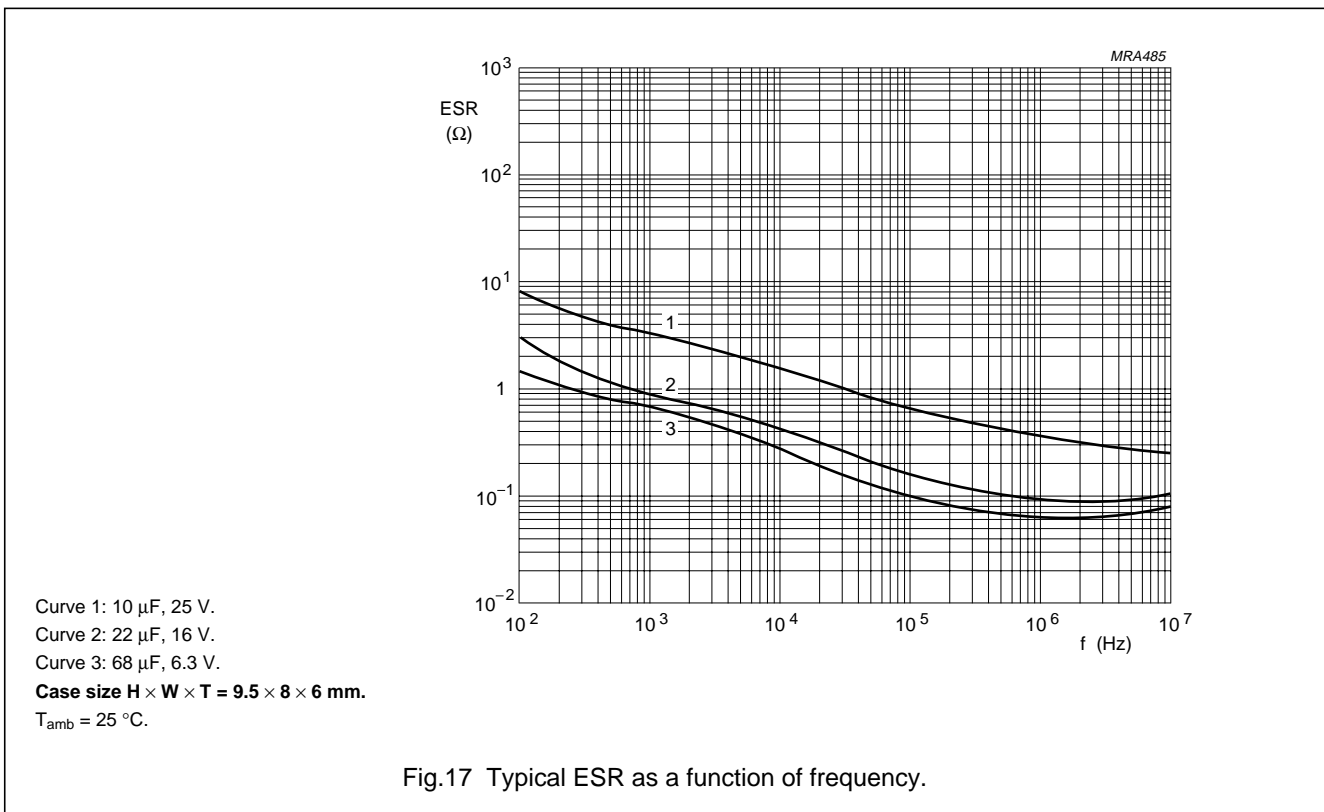
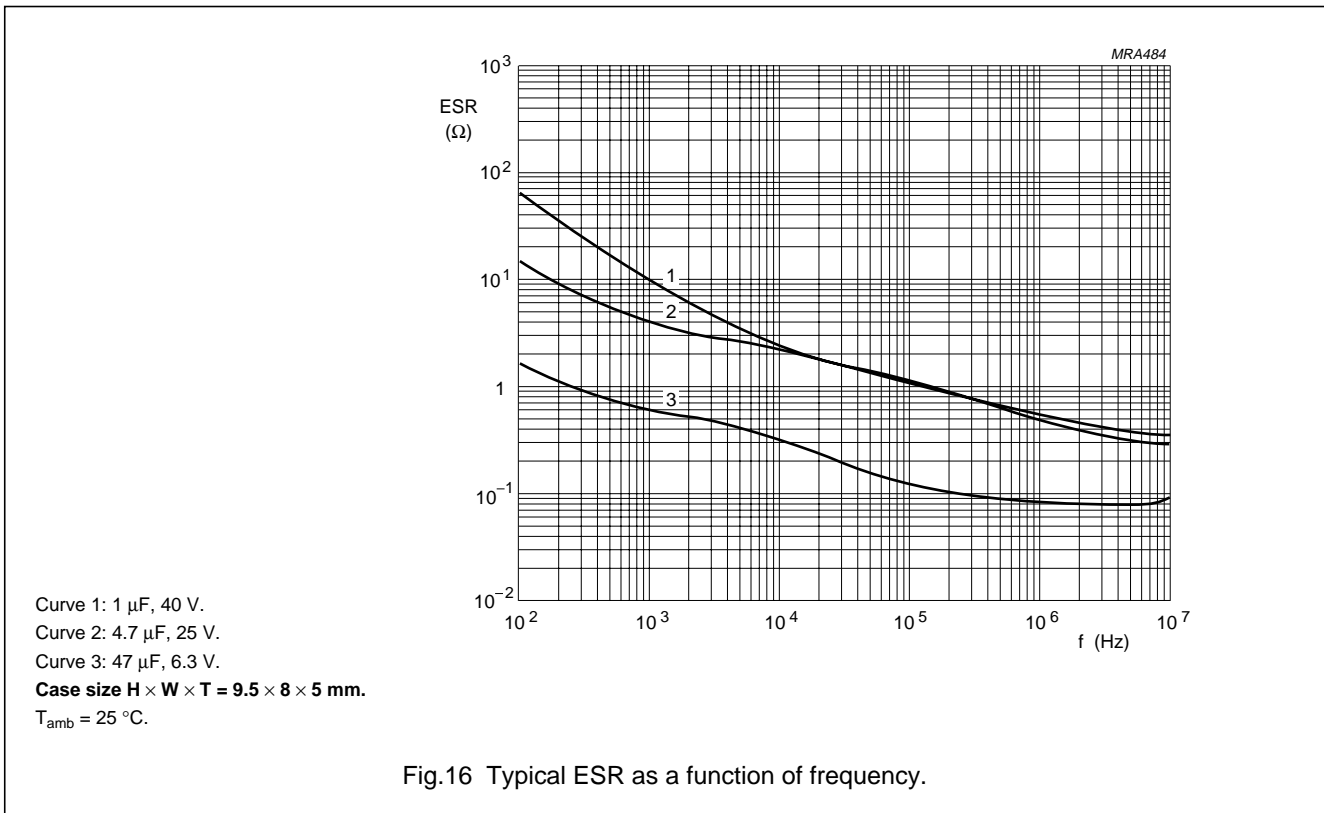
Solid Al - electrolytic capacitors
Solid Al, Radial Pearl Miniature

SAL-RPM 128



Solid Al - electrolytic capacitors
 Solid Al, Radial Pearl Miniature

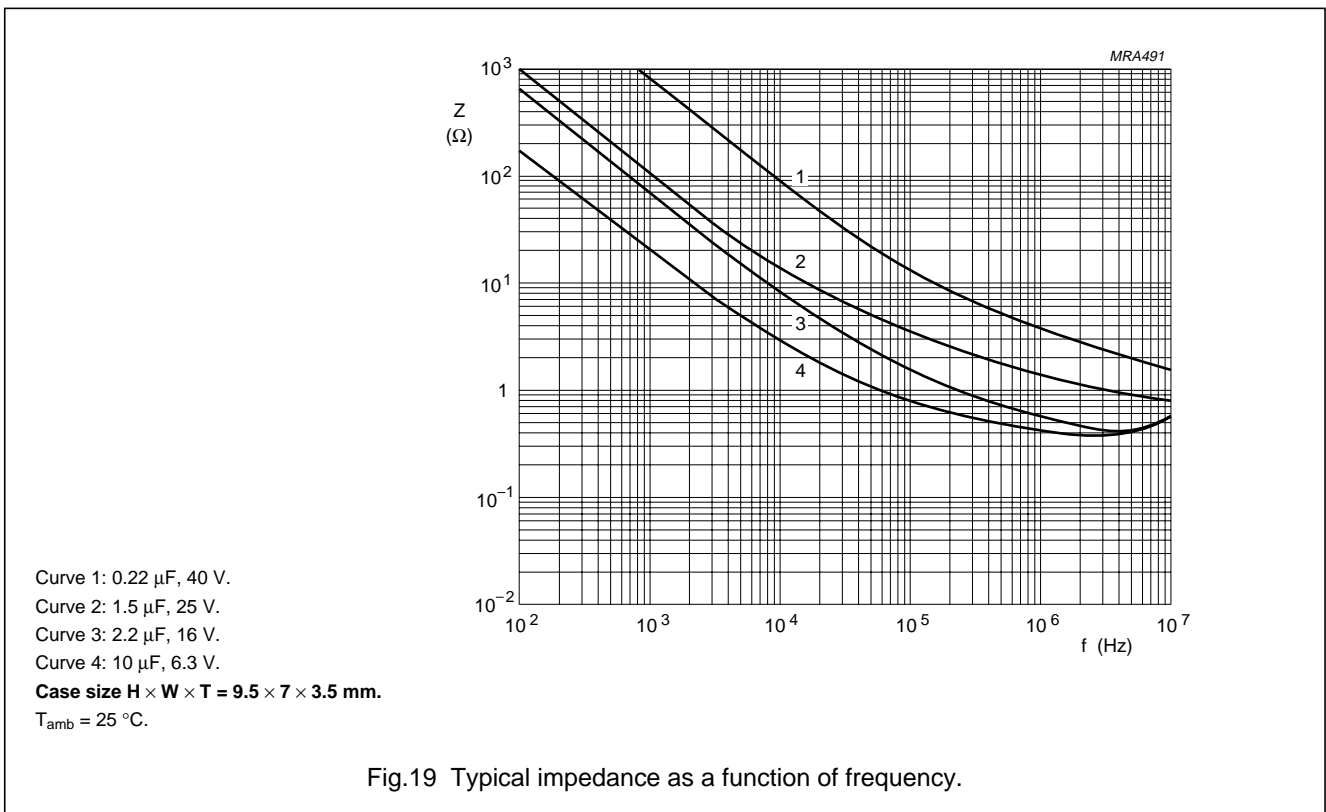
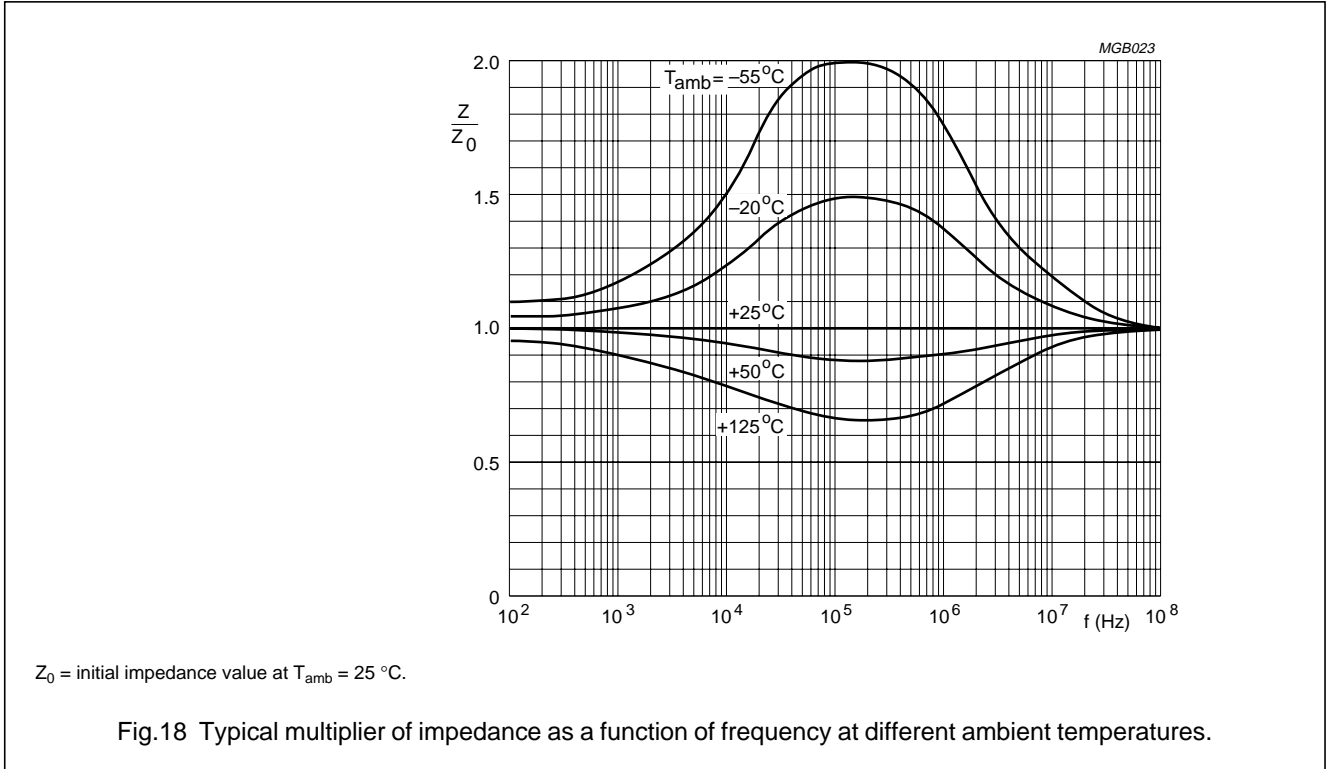
SAL-RPM 128



Solid Al - electrolytic capacitors
Solid Al, Radial Pearl Miniature

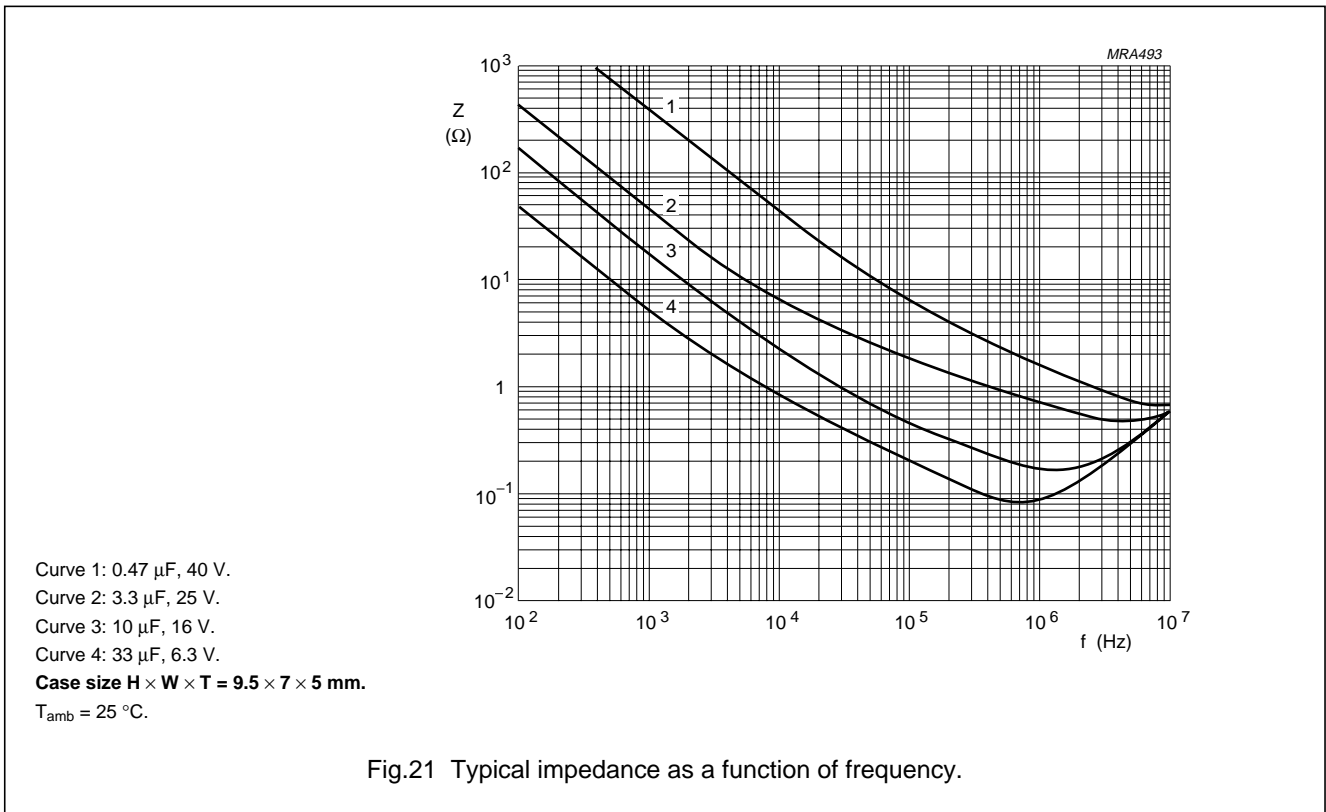
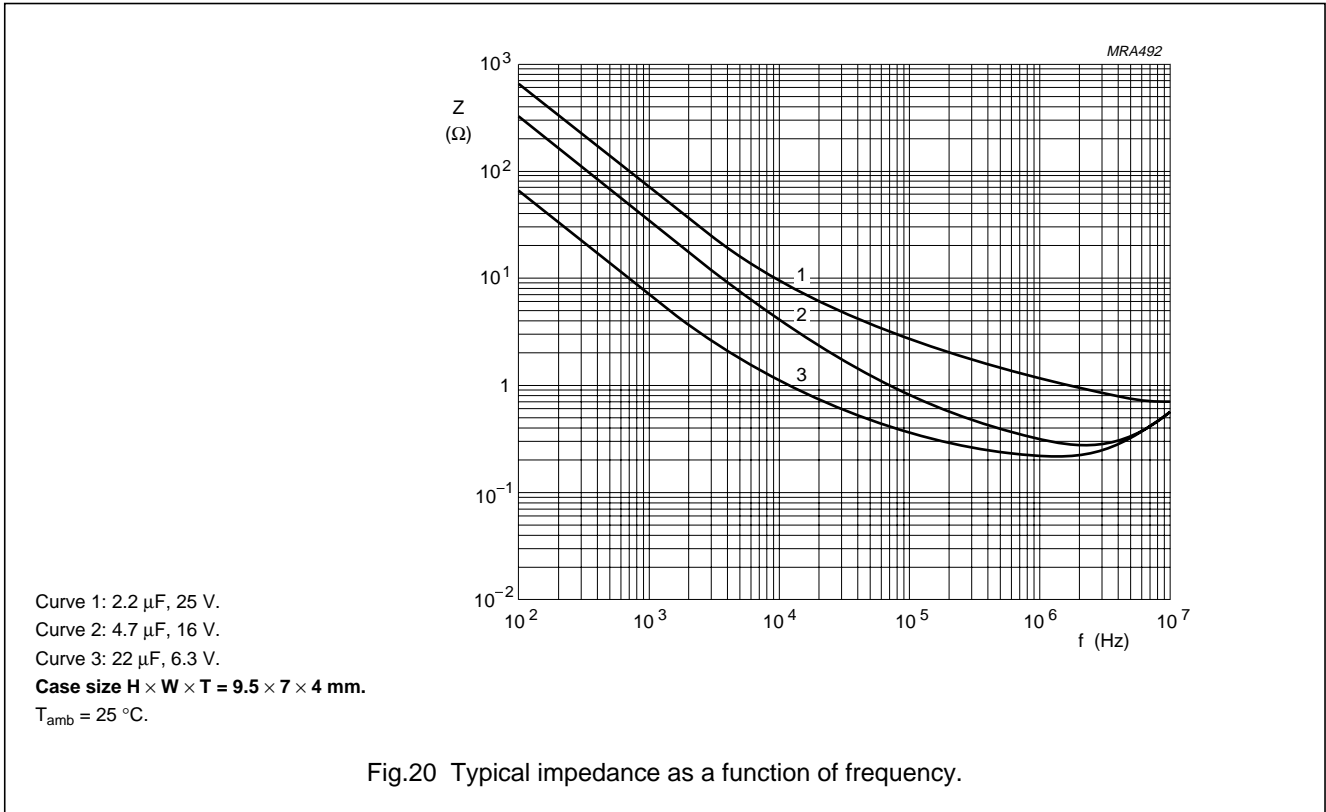
SAL-RPM 128

Impedance (Z)



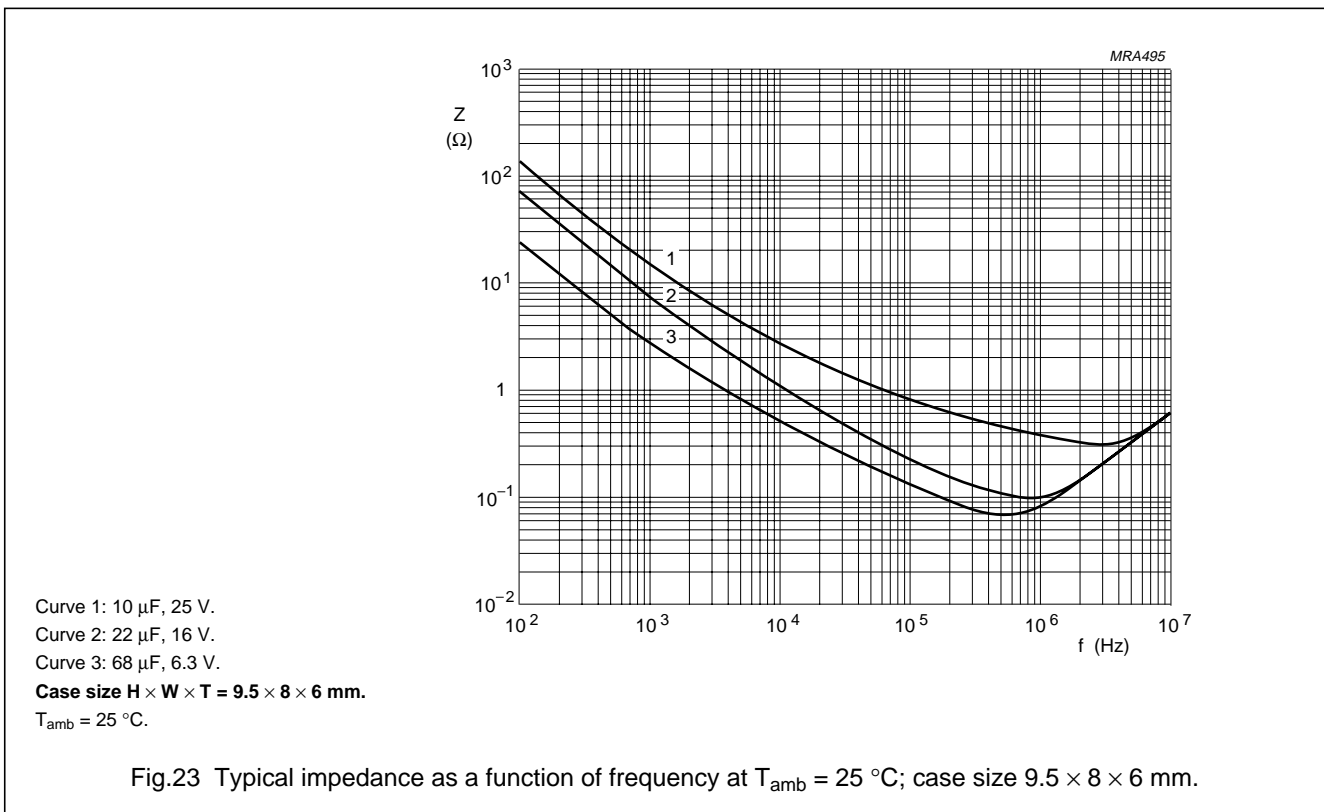
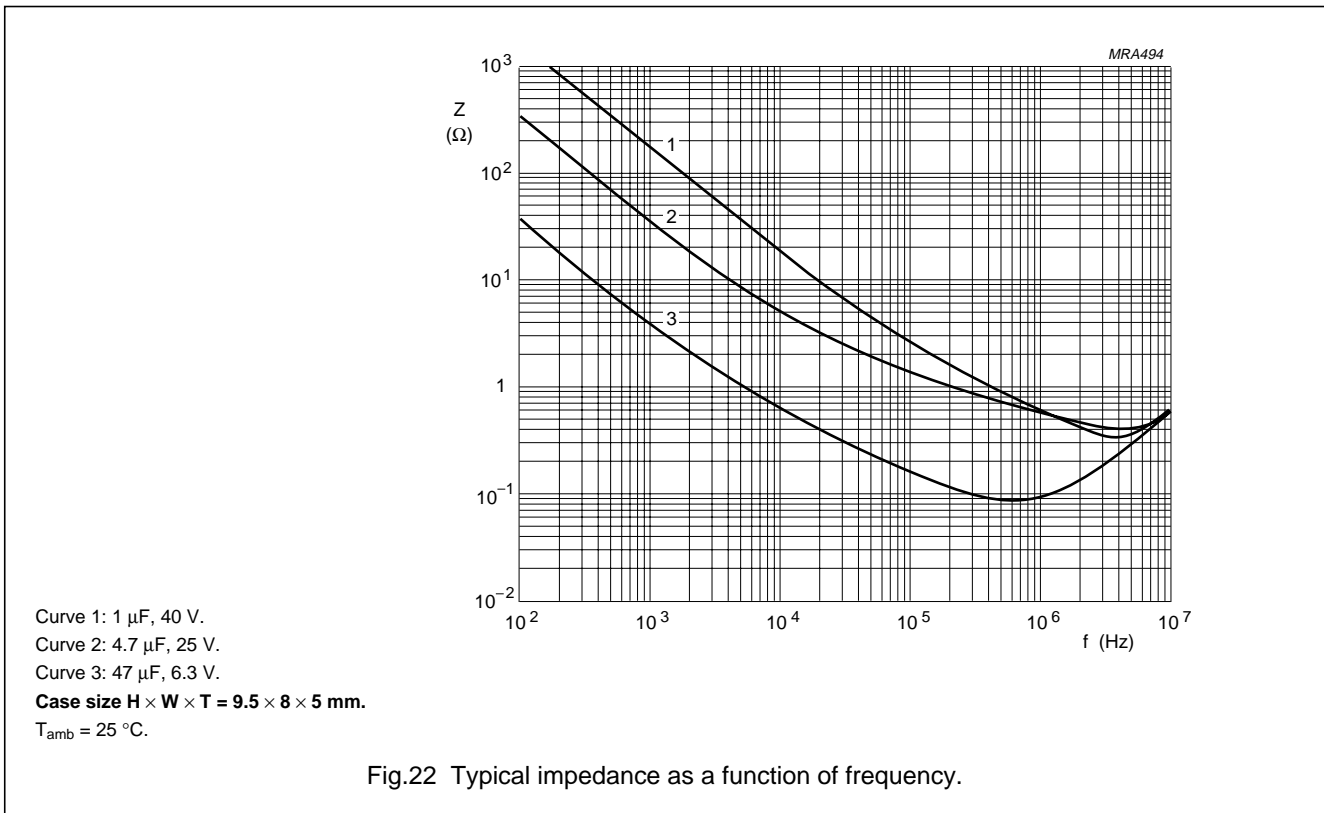
Solid Al - electrolytic capacitors
 Solid Al, Radial Pearl Miniature

SAL-RPM 128



Solid Al - electrolytic capacitors
Solid Al, Radial Pearl Miniature

SAL-RPM 128



Solid Al - electrolytic capacitors
Solid Al, Radial Pearl Miniature

SAL-RPM 128

SPECIFIC TESTS AND REQUIREMENTS

General tests and requirements are specified in this handbook, section "Tests and Requirements".

Table 3 Test procedures and requirements

TEST		PROCEDURE (quick reference)	REQUIREMENTS
NAME OF TEST	REFERENCE		
Endurance	IEC 384-4/ CECC 30300 subclause 4.13	$T_{amb} = 125\text{ °C}$; $U_R = 6.3$ to 25 V with U_R applied; $U_R = 35$ and 40 V with U_C applied; 10000 hours	$\Delta C/C: \pm 10\%$ $\tan \delta \leq 1.2 \times \text{spec. limit}$ $Z \leq 1.2 \times \text{spec. limit}$ $I_{L5} \leq \text{spec. limit}$
Useful life	CECC 30302 subclause 1.8.1	$T_{amb} = 125\text{ °C}$; I_R applied and: $U_R = 6.3$ to 25 V with U_R applied; $U_R = 35$ and 40 V with U_C applied; 20000 hours	$\Delta C/C: \pm 15\%$ $\tan \delta \leq 1.5 \times \text{spec. limit}$ $Z \leq 1.5 \times \text{spec. limit}$ $I_{L5} \leq \text{spec. limit}$ no short or open circuit, no visible damage total failure percentage: $< 1\%$
Shelf life (storage at high temperature)	IEC 384-4/ CECC 30302 subclause 4.17	$T_{amb} = 125\text{ °C}$; no voltage applied; 500 hours	$\Delta C/C: \pm 10\%$ $\tan \delta \leq 1.2 \times \text{spec. limit}$ $I_{L5} \leq 1 \times \text{spec. limit}$
Charge and discharge	IEC 384-4-2 subclause 9.21	10^6 cycles without series resistance: 0.5 s to U_R ; 0.5 s to ground	$\Delta C/C: \pm 5\%$ no short or open circuit, no visible damage
Solvent resistance	IEC 68-2-45 test XA IEC 653	immersion: 5 ± 0.5 minutes with or without ultrasonic at $55 \pm 5\text{ °C}$ solvents: demineralized water and/or calgonite solution (20 g/l)	visual appearance not affected

Solid Al - electrolytic capacitors
Solid Al, Radial Pearl Miniature

SAL-RPM 128

TEST		PROCEDURE (quick reference)	REQUIREMENTS
NAME OF TEST	REFERENCE		
Extended vibration	IEC 68-2-6 test Fc	10 to 2000 Hz; 1.5 mm or 20 g; 1 octave/minute; 3 directions; 1 sweep per direction; no voltage applied	no intermittent contacts no breakdown no open circuiting no mechanical damage $\Delta C/C: \pm 5\%$ $\tan \delta \leq 1.2 \times \text{spec. limit}$ $Z \leq 1.2 \times \text{spec. limit}$ $I_{L5} \leq 1.5 \times \text{spec. limit}$
Shock test	IEC 68-2-27 test Ea	half-sine or sawtooth pulse shape; 50 g; 11 ms; 3 successive shocks in each direction of 3 mutually perpendicular axes; no voltage applied	no intermittent contacts no breakdown no open circuiting no mechanical damage $\Delta C/C: \pm 5\%$ $\tan \delta \leq 1.2 \times \text{spec. limit}$ $Z \leq 1.2 \times \text{spec. limit}$ $I_{L5} \leq 1.5 \times \text{spec. limit}$
Passive flammability test	IEC 695-2-2	capacitor mounted to a vertical printed-circuit board, one flame on capacitor body; $T_{\text{amb}} = 20$ to 25 °C; test duration = 20 s	after removing the test flame from the capacitor, the capacitor must not continue to burn for more than 15 s; no burning particles must drop from the sample